



LOS ANGELES AREA (800) 366-3473  
 NEW YORK AREA (800) 526-4592  
 CHICAGO AREA (800) 547-3473  
 ATLANTA AREA (800) 762-0542  
 MIAMI AREA (866) 961-3473  
 DALLAS AREA (866) 664-3473

Call Potter Roemer for current listings and approvals. Dimensions are subject to manufacturer's tolerances, and change without notice. We assume no responsibility for use of superseded or void data.



## EXPOSED FIRE DEPT. INLET CONNECTION TWO-WAY WITH SINGLE CLAPPER



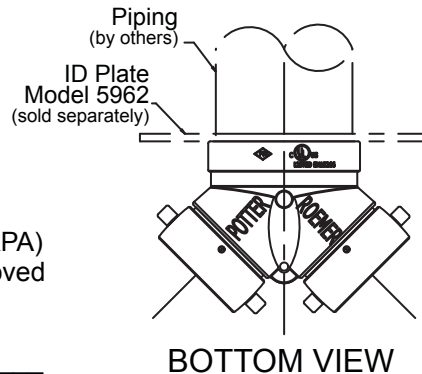
### Model 5710-A-DI

Back Outlet  
 4 x 2-1/2 NPT x NST

#### REGULARLY FURNISHED:

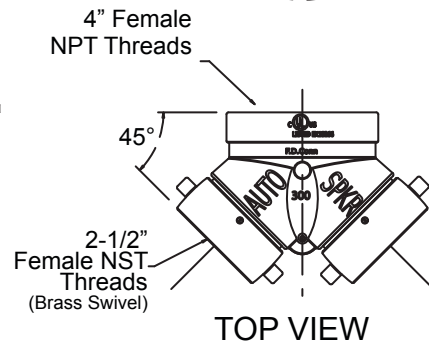
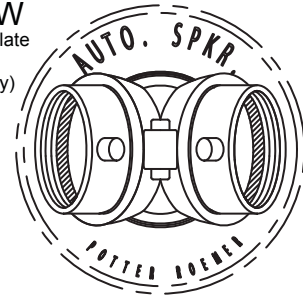
Ductile iron two-way inlet body painted red, swing clapper and brass pin lug swivel. Lettering: AUTO. SPKR. Pressure Rating: 300 psi (2,067 kPa) Compliance: UL Listed, FM Approved Special Thread Available

Specify Thread: \_\_\_\_\_



#### TOP VIEW

Shown with ID Plate Model 5962 (sold separately)



### Model 5715-A-DI

Angle Outlet  
 4 x 2-1/2 NPT x NST

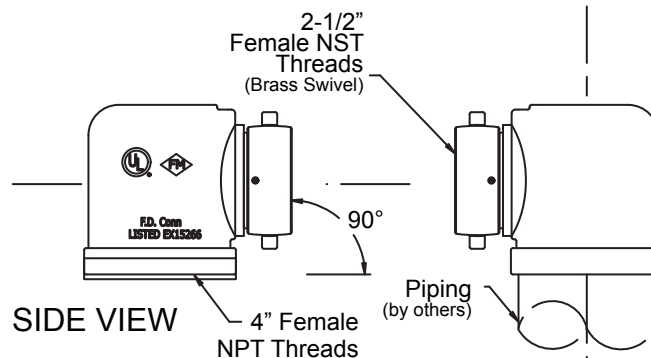
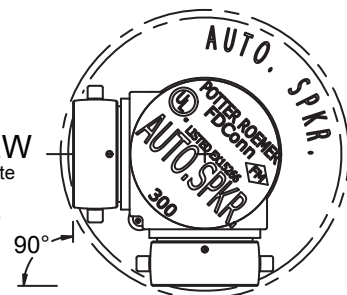
#### REGULARLY FURNISHED:

Ductile iron two-way inlet body painted red, swing clapper and brass pin lug swivel. Lettering: AUTO. SPKR. Pressure Rating: 300 psi (2,067 kPa) Compliance: UL Listed, FM Approved Special Thread Available

Specify Thread: \_\_\_\_\_

#### FRONT VIEW

Shown with ID Plate Model 5962 (sold separately)



Revised  
6/23/08

Reviewed  
6/23/08

MEMBER OF:



MODEL NUMBER

5710-A-DI  
5715-A-DI